

Universal Drip Tray Helps Maintain a Clean, Safe Space

Health Guard® now offers an easy-to-install drip tray that can be used with any dispensing system. Made from a durable coated plastic and designed with raised edges, the drip tray catches drips and makes it easy to wipe them clean.

Easy to Mount, Easy to Clean

Our 2-piece design makes it easy to install and easy to remove for cleaning. Attach the mounting bracket to the wall by pushing on the adhesive backing, then slide the drip tray in place. To remove, press the tab and slide the drip tray off.

Universal Design

Designed with a reversible long or short option, the drip tray can be used with any Health Guard liquid or foam dispenser. The long option is best for the Foam and Clean Shape dispensers, the short option is best for Soft & Silky and DuraView.

Versatile Use

The Universal Drip Tray can be used in restrooms, kitchens, hallways, waiting rooms or wash stations. Simply install a drip tray beneath any dispenser located on a wall or one of our floor stands.



Universal Drip Tray

Mounting Bracket

Product Features:


- Durable Plastic Construction
- Reversible Long and Short Tray
- Raised Edges to Catch Drips
- Easy to Install, Easy to Remove
- Coated Finish, Easy to Clean
- Attractive Light Gray Color
- Installation Instructions Included

Item No. 9908ZPL

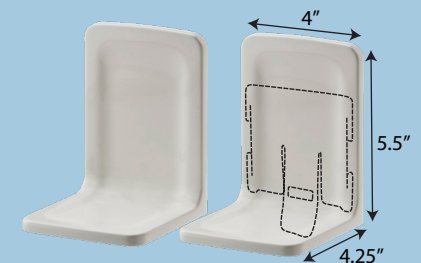
Case Pack	Case Weight	Case Cube
12	3	0.25

To Install:


- 1) Peel off adhesive backing and press Mounting Bracket against the wall
- 2) Slide Drip Tray over Mounting Bracket in Long or Short option below:



Long Option



Short Option



DuraView®

Clean Shape®

Soft & Silky



Freestanding Floor Stand with No Touch Dispenser



Kutol Products Co.
sales@kutol.com
800-543-4641
www.kutol.com



Kutol is a LEED® Silver certified manufacturing facility

LEED and related logo is a trademark owned by the U.S. Green Building Council and is used with permission